

(15)-10/11

**FORMAT-1**

**RESULT: ALL INDIA SECONDARY SCHOOL EXAMINATION (CLASS X)**

1. The summary of the result of CBSE All India Secondary School Examination Class X 2020-21 in respect of the school as per given below:-

Sl No	Particulars	Boarders	Day Scholars	Total
(a)	No. of students appeared	74	03	77
(b)	No. of students passed/Qualified	74	03	77
(c)	Pass Percentage	100	100	100
(d)	No. of students failed	Nil	Nil	Nil
(e)	No. of students placed in compartment	Nil	Nil	Nil
(f)	No. of students secured 90% & above Marks	10	02	12
(g)	No. of students secured marks between 75 -89.9%	58	01	59
(h)	No. of students secured marks between 60 -74.9%	05	Nil	05
(j)	No. of students secured marks between 50- 59.9%	01	Nil	01
(k)	No. of students secured marks between 33-49.9%	Nil	Nil	Nil
(l)	Below 33%	Nil	Nil	Nil

2. Top Scorers %age wise (First three slots)

Ser No.	Name	Total Marks	% age of Marks
(a)	Prince Kapoor	473/500	94.6
(b)	Ayush Kumar	468/500	93.6
(c)	Vamika (DS)	467/500	93.4

3. Highest Score in each Subject:-

Ser No.	Subject	Highest Percentage	No. of Students secured Highest %age (Boarders)	Total No. of Students appeared (Boarders)	%age
(a)	English	95%	02	74	0.027
(b)	Lang-II	96%	01	74	0.0135
(c)	Mathematics	99%	01	74	0.0135
(d)	Science	94%	01	74	0.0135
(e)	Social Science	95%	01	74	0.0135

4. Subject wise Analysis of Grades (Boarders)

Subject	A1 [8]	A2 [7]	B1 [6]	B2 [5]	C1 [4]	C2 [3]	D1 [2]	D2 [1]	E [0]	Total [N]	N x W	NxW/N	PI
English	20	35	13	5	0	0	1	0	0	74	510	6.89189	86.15
Hindi/Urdu	3	22	32	9	6	2	0	0	0	74	445	6.01351	75.17
Mathematics	15	26	14	11	7	0	1	0	0	74	471	6.36486	79.56
Science	15	38	16	4	1	0	0	0	0	74	506	6.83784	85.47
Social Science	2	31	19	15	4	2	1	0	0	74	446	6.02703	75.34
<b>Total</b>	<b>55</b>	<b>152</b>	<b>94</b>	<b>44</b>	<b>18</b>	<b>4</b>	<b>3</b>	<b>0</b>	<b>0</b>	<b>370</b>	<b>2378</b>	<b>32.1351</b>	<b>401.69</b>

Subject wise Analysis of Grades (Boarders + Day Scholars)

Subject	A1 [8]	A2 [7]	B1 [6]	B2 [5]	C1 [4]	C2 [3]	D1 [2]	D2 [1]	E [0]	Total [N]	N x W	NxW/N	PI
English	21	37	13	5	0	0	1	0	0	77	532	6.90909	86.36
Hindi/Urdu	4	23	33	9	6	2	0	0	0	77	466	6.05195	75.65
Mathematics	18	26	14	11	7	0	1	0	0	77	495	6.42857	80.36
Science	17	38	17	4	1	0	0	0	0	77	528	6.85714	85.71
Social Science	2	34	19	15	4	2	1	0	0	77	467	6.06494	75.81
<b>Total</b>	<b>62</b>	<b>158</b>	<b>96</b>	<b>44</b>	<b>18</b>	<b>4</b>	<b>3</b>	<b>0</b>	<b>0</b>	<b>385</b>	<b>2488</b>	<b>32.3117</b>	<b>403.89</b>

Note:- Performance Index (PI) =  $NxW/Nx100/8$

$$NxW = A1x8 + A2x7 + B1x6 + B2x5 + C1x4 + C2x3 + D1x2 + D2x1 + Ex0$$

**OVERALL RESULT OF ALL SAINIK SCHOOLS : AISSE (CLASS X) 2019-20 PERCENTAGE & DISTINCTIONS**

**Subject wise Analysis of Grades (Boarders)**


**(BOARDERS)**

Sr. No.	Name of Sainik School	Pass %age	75% and above	60-74.9%	%age subjectwise distinctions					Total of f+g+h+j+k=l	points c+2d+e+l
					English	Lang-II	Maths	Science	Social Science		
(a)	(b)	(c)	(d)	(e)	(f)	(g)	(h)	(j)	(k)	(l)	(m)
1	Sainik School Nagrota	100	91.89	6.76	98.65	98.65	59.46	78.38	90.54	425.68	716.22

**OVERALL RESULT OF ALL SAINIK SCHOOLS : AISSE (CLASS X) 2019-20 PERCENTAGE & DISTINCTIONS**

**(BOARDERS + DAY SCHOLARS)**

Sr. No.	Name of Sainik School	Pass %age	75% and above	60-74.9%	%age subjectwise distinctions					Total of f+g+h+j+k=l	points c+2d+e+l
					English	Lang-II	Maths	Science	Social Science		
(a)	(b)	(c)	(d)	(e)	(f)	(g)	(h)	(j)	(k)	(l)	(m)
1	Sainik School Nagrota	100	92.21	6.49	98.70	98.70	61.04	77.92	90.91	427.27	718.18

  
 (AK Desai)  
 Capt (IN)  
 Principal

  
 09/10

**RESULT ACADEMIC YEAR 2021-22 : ALL INDIA SECONDARY SCHOOL EXAMINATION (CLASS X)**

1. The summary of the result of CBSE All India Secondary School Examination Class X 2021-22 in respect of the school is as given below:-

Ser No	Particulars	Boarders	Day Scholars	Total	Remarks
(a)	No. of students appeared	76	03	79	
(b)	No. of students passed/Qualified	76	03	79	
(c)	Pass Percentage	100	100	100	
(d)	No. of students failed	Nil	Nil	Nil	
(e)	No. of students placed in compartment	Nil	Nil	Nil	
(f)	No. of students secured 90% & above Marks	25	Nil	25	
(g)	No. of students secured marks between 75 -89.9%	42	02	44	
(h)	No. of students secured marks between 60 -74.9%	08	01	09	
(j)	No. of students secured marks between 50- 59.9%	01	Nil	01	
(k)	No. of students secured marks between 33-49.9%	Nil	Nil	Nil	
(l)	Below 33%	Nil	Nil	Nil	

2. **Top Scorers Percentage-wise (First Three Slots).**

Ser No	Cadet No	Cadet Name	Total Marks	% age of Marks	Position	Remarks
(a)	4116	Bunyamin Hassan	482	96.4	First	
(b)	4083	Abhav Mahajan	476	95.2	Second	
(c)	4117	Aneeque Husain Ahmad	473	94.6	Third	
(d)	4096	Aakash Kumar	473	94.6	Third	
(e)	4137	Abhay Kumar	473	94.6	Third	

*AS*

*Adish*  
*29 Jul 22*

3. Highest Score in each Subject.

Ser No	Subject	Highest Percentage (Boarders)	No. of Students secured Highest Percentage (Boarders)	Total No. of Students appeared (Boarders)	Percentage	Remarks
(a)	English	99 %	01	76	1.316	
(b)	Language - II	99 %	01	76	1.316	
(c)	Mathematics	99 %	01	76	1.316	
(d)	Science	98 %	01	76	1.316	
(e)	Social Science	97 %	04	76	5.263	

4. Subject wise Analysis of Grades (Boarders).

Subject	Weightage (W)									Total No of Students (N)	$\Sigma (N \times W)$	$\frac{\Sigma (N \times W)}{N}$	Performance Index (PI)
	A1	A2	B1	B2	C1	C2	D1	D2	E				
English	8	7	6	5	4	3	2	1	0	76	457	6.01	75.16
Lang- II	21	23	14	7	7	3	0	1	0	76	486	6.39	79.93
Mathematics	34	27	12	1	1	0	1	0	0	76	544	7.16	89.47
Science	26	20	12	12	4	1	1	0	0	76	501	6.59	82.40
Social Science	31	24	10	4	4	3	0	0	0	76	521	6.86	85.69
Total	128	110	68	34	23	12	4	1	0	380	2509	33.01	412.66

**Note:-** Performance Index (PI) =  $\frac{\Sigma (N \times W) \times 100}{N \times 8}$   
 $\Sigma (N \times W) = \text{sums of } (N \times W) = (A1 \times 8) + (A2 \times 7) + (B1 \times 6) + (B2 \times 5) + (C1 \times 4) + (C2 \times 3) + (D1 \times 2) + (D2 \times 1) + (E \times 0)$

*Arif*  
29 Jul 22

5. Subject wise Analysis of Grades (Boarders + Day Scholars).

Subject	Weightage (W)									Total No of Students (N)	$\Sigma (N \times W)$	$\frac{\Sigma (N \times W)}{N}$	Performance Index (PI)
	A1	A2	B1	B2	C1	C2	D1	D2	E				
	8	7	6	5	4	3	2	1	0				
English	16	16	21	11	7	6	2	0	0	79	471	5.96	74.53
Lang- II	21	23	16	7	7	3	1	1	0	79	500	6.33	79.11
Mathematics	34	27	13	3	1	0	1	0	0	79	560	7.09	88.61
Science	26	21	12	14	4	1	1	0	0	79	518	6.56	81.96
Social Science	31	25	10	6	4	3	0	0	0	79	538	6.81	85.13
Total	128	112	72	41	23	13	5	1	0	395	2587	32.75	409.34

**Note:-** Performance Index (PI) =  $\frac{\Sigma (N \times W) \times 100}{N \times 8}$   
 $\Sigma (N \times W) = \text{sums of } (N \times W) = (A1 \times 8) + (A2 \times 7) + (B1 \times 6) + (B2 \times 5) + (C1 \times 4) + (C2 \times 3) + (D1 \times 2) + (D2 \times 1) + (E \times 0)$



Anish  
29 Jul 22

6. **Overall Result of all Sainik Schools : AISSE (Class X) Academic Year 2021-22 Percentage & Distinctions (Boarders).**

Ser No	Name of Sainik School	Pass %age	75% and above	60-74.9%	%age subject wise distinctions					Total of f+g+h+j+k=l	Points c+2d+e+l
					English	Lang- II	Maths	Science	Social Science		
(a)	(b)	(c)	(d)	(e)	(f)	(g)	(h)	(j)	(k)	(l)	(m)
1	Nagrota	100	88.16	10.53	81.57	96.05	71.05	92.10	92.10	432.9	719.75

7. **Overall Result of All Sainik Schools : AISSE (Class X) 2021-22 Percentage & Distinctions (Boarders + Day Scholars)**

Ser No	Name of Sainik School	Pass %age	75% and above	60-74.9%	%age subject wise distinctions					Total of f+g+h+j+k=l	points c+2d+e+l
					English	Lang- II	Maths	Science	Social Science		
(a)	(b)	(c)	(d)	(e)	(f)	(g)	(h)	(j)	(k)	(l)	(m)
1	Nagrota	100	87.34	11.39	81.01	96.20	68.35	89.87	91.14	426.6	712.67

8. **Highest Scorers in Individual Subjects**

Ser No	Subject	CBSE Roll No	Cadet No	Cadet Name	Marks Obtained	Remarks
(a)	English	13122219	4116	Bunyamin Hassan	99	
(b)	Lang- II	13122220	4117	Aneeque Husain Ahmad	99	
(c)	Mathematics	13122236	4136	Hardik Pandey	99	
(d)	Science	13122209	4137	Abhay Kumar	98	
(e)	Social Science	13122201	4096	Aakash Kumar	97	
		13122203	4098	Akhil Raj	97	
		13122214	4110	Yuvraj Mahajan	97	
		13122219	4116	Bunyamin Hassan	97	

*[Signature]*

*Ansh*  
29 Jul 22

*[Signature]*  
(AK Desai)  
Capt (IN)  
Principal

**RESULT ANALYSIS OF ALL INDIA SENIOR SCHOOL CERTIFICATE EXAMINATION: 2022-23  
IN RESPECT OF SS NAGROTA**

1. The summary of the result of CBSE All India Secondary School Examination Class X 2022-23 in respect of the school as per given below: -

SI No	Particulars	Boarders	Day Scholars	Total
(a)	No. of students appeared	64 ✓	03 ✓	67 ✓
(b)	No. of students passed/Qualified	64 ✓	03 ✓	67 ✓
(c)	Pass Percentage	100% ✓	100% ✓	100% ✓
(d)	No. of students failed	NIL ✓	NIL ✓	NIL ✓
(e)	No. of students placed in compartment	NIL ✓	NIL ✓	NIL ✓
(f)	No. of students secured 90% & above Marks	37 ✓	02 ✓	39 ✓
(g)	No. of students secured marks between 75 -89.9%	21 ✓	00 ✓	21 ✓
(h)	No. of students secured marks between 60 -74.9%	06 ✓	00 ✓	06 ✓
(i)	No. of students secured marks between 50- 59.9%	00 ✓	00 ✓	00 ✓
(k)	No. of students secured marks between 33-49.9%	00 ✓	01 ✓	01 ✓
(l)	Below 33%			

2. Top Scorers %age wise (First three slots)

Ser No.	Name	Total Marks	% age of Marks
(a)	ADITYA KUMAR SINGH	591	98.50
(b)	SALIM ABDULLAH	581	96.83
(c)	AKHILESHWAR SHARMA	579	96.50
	PIYUSH SHARMA	579	96.50

3. Highest Score in each Subject: -

Ser No.	Subject	Highest Percentage	No. of Students secured Highest %age (Boarders)	Total No. of Students appeared (Boarders)	%age
(a)	English	96 ✓	2	64 ✓	3.13% ✓
(b)	Hindi	99 ✓	1	58 ✓	1.72% ✓
(c)	Mathematics	100 ✓	4 ✓	64 ✓	6.25% ✓
(d)	Science	99 ✓	1 ✓	64 ✓	1.56% ✓
(e)	Social Science	100 ✓	4 ✓	64 ✓	6.25% ✓



4. Subject wise Analysis of Grades (Boarders)

Subject	A1 [8]	A2 [7]	B1 [6]	B2 [5]	C1 [4]	C2 [3]	D1 [2]	D2 [1]	E [0]	Total [N]	N x W	NxW/N	PI
English	12	22	15	9	3	3	0	0	0	64	406	6.34	79.25
Hindi/Regional Subject	22	25	4	4	2	4	3	0	0	64	421	6.58	82.25
Mathematics	39	12	4	5	3	0	0	1	0	64	458	7.16	89.50
Science	38	11	8	5	2	0	0	0	0	64	462	7.22	90.25
Social Science	39	12	5	7	1	0	0	0	0	64	465	7.27	90.88
<b>Total</b>	<b>150</b>	<b>82</b>	<b>36</b>	<b>30</b>	<b>11</b>	<b>7</b>	<b>3</b>	<b>1</b>	<b>0</b>	<b>320</b>	<b>2212.00</b>	<b>34.56</b>	<b>432.13</b>

Subject wise Analysis of Grades (Boarders + Day Scholars)

Subject	A1 [8]	A2 [7]	B1 [6]	B2 [5]	C1 [4]	C2 [3]	D1 [2]	D2 [1]	E [0]	Total [N]	N x W	NxW/N	PI
English	13	23	15	9	3	3	0	1	0	67	422	6.30	78.75
Hindi/Regional Subject	23	26	4	4	2	4	3	1	0	67	437	6.52	81.50
Mathematics	41	12	4	5	3	0	0	2	0	67	475	7.09	88.63
Science	40	11	8	5	2	0	0	1	0	67	479	7.15	89.38
Social Science	41	12	5	7	1	0	0	1	0	67	482	7.19	89.88
<b>Total</b>	<b>158</b>	<b>84</b>	<b>36</b>	<b>30</b>	<b>11</b>	<b>7</b>	<b>3</b>	<b>6</b>	<b>0</b>	<b>335</b>	<b>2295</b>	<b>34.254</b>	<b>428.14</b>

**Note:-** Performance Index (PI) =  $NxW/Nx100/8$

$$NxW = A1x8 + A2x7 + B1x6 + B2x5 + C1x4 + C2x3 + D1x2 + D2x1 + Ex0$$

**OVERALL RESULT OF ALL SAINIK SCHOOLS : AISSE (CLASS X) 2022-23 PERCENTAGE & DISTINCTIONS  
(BOARDERS)**

Sr. No.	Name of Sainik School	Pass %age	75% and above	60-74.9 %	%age subject wise distinctions					Total of f+g+h+j+k=l (l)	points c+2d+e+l (m)
					English	Hindi/Assamese/Bengali/others	Maths	Science	Social Science		
(a)	(b)	(c)	(d)	(e)	(f)	(g)	(h)	(i)	(k)		
1	SS Nagrota	100	90.63	9.38	87.50	92.19	81.25	82.81	98.44	442.19	732.83

**OVERALL RESULT OF ALL SAINIK SCHOOLS : AISSE (CLASS X) 2021-22 PERCENTAGE & DISTINCTIONS  
(BOARDERS + DAY SCHOLARS)**

Sr. No.	Name of Sainik School	Pass %age	75% and above	60-74.9 %	%age subject wise distinctions					Total of f+g+h+j+k=l (l)	points c+2d+e+l (m)
					English	Hindi/Telgu/Odia/Assamese/Bengali/others	Maths	Science	Social Science		
(a)	(b)	(c)	(d)	(e)	(f)	(g)	(h)	(i)	(k)		
1	SS Nagrota	100	89.55	10.45	86.57	91.04	80.60	82.09	97.01	437.31	726.86

(15)-19k

**SAINIK SCHOOL KUNJPURA, KARNAL**  
**RESULT : ALL INDIA SENIOR SCHOOL CERTIFICATE EXAMINATION (CLASS XII)-2020-21**

1. The summary of the revised result of All India Senior School Certificate Examination, (Class XII) held in Mar 2021 (Class XII) in respect of this school is given below :-

Sl No	Particulars	Boarders	Day Scholars	Total
(a)	No. of students appeared	48	02	50
(b)	No. of students passed	48	02	50
(c)	Pass Percentage	100%	100%	100%
(d)	No. of students failed	Nil	Nil	Nil
(e)	No. of students placed in compartment	Nil	Nil	Nil
(f)	No. of students secured 90% & above Marks	04	01	05
(g)	No. of students secured marks between 75 to 90%	33	01	34
(h)	No. of students secured marks between 60 to 74.9%	11	Nil	11
(j)	No. of students secured marks between 50 to 59.9%	Nil	Nil	Nil
(k)	No. of students secured marks between 33 to 49.9%	Nil	Nil	Nil
(l)	<b>Subject-wise distinctions (75% &amp; above)</b>			
	English	48	02	50
	Mathematics	22	02	24
	Physics	42	02	44
	Chemistry	35	02	37
	Biology	20	02	22
	Computer Science	11	Nil	11

2. **Overall Result(Boarders)**

S No	School Name	Pass %age	75% and above in %age	60-74.9 % in %age	%age Subject Wise Distinctions					Total of f+g+h+j+k =l	Points C+2d+e+l
					Eng	Maths	Phy	Chem	Bio/Comp		
(a)	(b)	(c)	(d)	(e)	(f)	(g)	(h)	(j)	(k)	(l)	(m)
1.	Sainik School Nagrota	100	77.1 %	22.9 %	100 %	45.8 %	87.5 %	72.9 %	6%	312.2	589.3

3. **Overall Result (Boarders and Day Scholars) (Same as above)**

S No	School Name	Pass %age	75% and above	60-74.9 %	%age Subject Wise Distinctions					Total of f+g+h+j+k=l	Points C+2d+e+l
					Eng	Maths	Phy	Chem	Bio/Comp		
(a)	(b)	(c)	(d)	(e)	(f)	(g)	(h)	(j)	(k)	(l)	(m)
1.	Sainik School Nagrota	100%	78%	22 %	100 %	48%	88%	74%	66%	376	654

*Signature*  
2021/22

04. Subject wise Analysis Marks (Boarders)

Subject	No. App.	75% & above	60% - 74.99%	45%- 59.99%	33%- 44.99%	Below 33%	Subject average
English	48	48	Nil	Nil	Nil	Nil	88.92
Mathematics	48	22	23	03	Nil	Nil	74.52
Physics	48	42	06	Nil	Nil	Nil	83.19
Chemistry	48	35	13	35	20	15	80.48
Biology	35	20	15	Nil	Nil	Nil	75.49
Computer	13	11	02	Nil	Nil	Nil	83.62
	240	178	59	03	Nil	Nil	486.22

05. Subject wise Analysis Marks (Boarders + Day Scholars)

Subject	No. App.	75% & above	60% - 74.99%	45%- 59.99%	33%- 44.99%	Below 33%	Subject average
English	50	50	Nil	Nil	Nil	Nil	88.96
Mathematics	50	24	23	03	Nil	Nil	75.1
Physics	50	44	06	Nil	Nil	Nil	83.46
Chemistry	50	37	13	Nil	Nil	Nil	80.8
Biology	37	22	15	Nil	Nil	Nil	75.81
Computer	13	11	02	Nil	Nil	Nil	83.62
	250	188	59	03	Nil	Nil	487.65

06. Subject wise Grades(Including Day Scholar)

Subject	A1	A2	B1	B2	C1	C2	D1	D2	E	TOTAL	NxW	NxW/N	PI
	8	7	6	5	4	3	2	1	0	N			
English	3	17	17	5	7	1	0	0	0	50	301	6.02	75.25
Maths	2	8	8	6	13	3	10	0	0	50	231	4.62	57.75
Physics	4	11	13	12	4	5	1	0	0	50	280	5.6	70
Chemistry	1	4	21	7	5	8	3	1	0	50	248	4.96	62
Bio	1	0	3	3	13	10	5	2	0	37	135	3.65	45.63
Computer	0	0	0	7	1	3	1	1	0	13	51	3.92	49
Total	11	40	62	33	42	27	19	3	0	250	1246	28.77	359.6

Note:- Performance Index (PI) =  $NxW/N \times 100 / 8$   
 $NxW = A1x8 + A2x7 + B1x6 + B2x5 + C1x4 + C2x3 + D1x2 + D2x1 + Ex0$


07. **Top Scorers**

(a) **Highest Scorer (three)**

Sl No	CBSE No	Name	Marks
1	13703746	Sunny Kumar	479/500
2	13703722	Adhikansh Sharma	463/500
3	13703726	Ashish Salaria	462/500

08. **Highest Scorer in each Subject**

CBSE Roll No	Name of Candidate	Subject	Marks
13703740	Manish Kumar	English	96/100
13703746	Sunny Kumar	Maths	96/100
13703722	Adhikansh Sharma	Physics	97/100
13703746	Sunny Kumar	Physics	97/100
13703746	Sunny Kumar	Chemistry	97/100
13703746	Sunny Kumar	Biology	96/100
13703747	Param Kumar	Computer	90/100

  
(AK Desai) 30/2  
Capt (IN)  
Principal



**SAINIK SCHOOL NAGROTA, JAMMU & KASHMIR - 181221**

**RESULT ACADEMIC YEAR 2021-22 : ALL INDIA SENIOR SCHOOL CERTIFICATE EXAMINATION (CLASS XII)**

1. The summary of the result of CBSE All India Senior School Certificate Examination Class XII Academic Year 2021-22 in respect of the school is as given below:-

Ser No	Particulars	Boarders	Day Scholars	Total	Remarks
(a)	No. of students appeared	65	02	67	
(b)	No. of students passed	65	00	65	
(c)	Pass Percentage	100	Nil	97.01	
(d)	No. of students failed	Nil	Nil	Nil	
(e)	No. of students placed in compartment	Nil	02	02	
(f)	No. of students secured 90% & above Marks	04	Nil	04	
(g)	No. of students secured marks between 75 to 90%	24	Nil	24	
(h)	No. of students secured marks between 60 to 74.9%	34	Nil	34	
(j)	No. of students secured marks between 50 to 59.9%	03	01	04	
(k)	No. of students secured marks between 33 to 49.9%	Nil	01	01	
(l)	Below 33%	Nil	Nil	Nil	

2. **Top Scorers Percentage-wise (First Three Slots).**

Ser No	Cadet No	CBSE No	Cadet Name	Total Marks	% age of Marks	Position	Remarks
(a)	4231	13620731	Sumit Chadgal	480	96	First	
(b)	4212	13620723	Vansh Sharma	465	93	Second	
(c)	3962	13620706	Chamanpreet Jassal	456	91.2	Third	
(d)	4214	13620725	Rajan Sharma	456	91.2	Third	



3. Highest Score in each Subject.

Ser No	Subject	Highest Percentage (Boarders)	No. of Students secured Highest Percentage (Boarders)	Total No. of Students appeared (Boarders)	Percentage	Remarks
(a)	English	95	01	65	1.538	
(b)	Mathematics	96	01	65	1.538	
(c)	Physics	97	01	65	1.538	
(d)	Chemistry	99	01	65	1.538	
(e)	Biology	96	01	35	2.857	
(f)	Computer Science	90	01	30	3.333	

4. Subject wise Analysis of Grades (Boarders).

Subject	Weightage (W)									Total No of Students (N)	$\sum (N \times W)$	$\frac{\sum (N \times W)}{N}$	Performance Index (PI)
	A1	A2	B1	B2	C1	C2	D1	D2	E				
	8	7	6	5	4	3	2	1	0				
English	4	4	14	14	18	6	3	2	0	65	312	4.8	60.00
Mathematics	5	11	12	11	7	9	7	3	0	65	316	4.86	60.77
Physics	6	9	15	10	9	10	5	1	0	65	328	5.05	63.08
Chemistry	7	13	12	9	9	11	3	1	0	65	340	5.23	65.38
Biology	2	5	8	3	7	6	3	1	0	35	167	4.77	59.64
Computer Science	0	1	1	3	9	13	2	1	0	30	108	3.6	45.00
Total	24	43	62	50	59	55	23	9	0	325	1571	28.31	353.87

**Note:-** Performance Index (PI) =  $\frac{\sum (N \times W)}{N} \times 100$

$\sum (N \times W) =$  sums of (NxW) = (A1x8) + (A2x7) + (B1x6) + (B2x5) + (C1x4) + (C2x3) + (D1x2) + (D2x1) + (E x 0)



5. Subject wise Analysis of Grades (Boarders + Day Scholars).

Subject	Weightage (W)									Total No of Students (N)	$\Sigma (N \times W)$	$\frac{\Sigma (N \times W)}{N}$	Performance Index (PI)
	A1	A2	B1	B2	C1	C2	D1	D2	E				
	8	7	6	5	4	3	2	1	0				
English	4	4	14	14	19	6	3	3	0	67	317	4.73	59.14
Mathematics	5	11	12	11	7	9	7	4	1	67	317	4.73	59.14
Physics	6	9	15	10	9	10	7	1	0	67	332	4.96	61.94
Chemistry	7	13	12	9	9	11	3	2	1	67	341	5.09	63.62
Biology	2	5	8	3	7	6	4	1	0	36	169	4.69	58.68
Computer Science	0	1	1	3	9	13	2	2	0	31	109	3.52	43.95
Total	24	43	62	50	60	55	26	13	2	335	1585	27.72	346.48

**Note:-** Performance Index (PI) =  $\frac{\Sigma (N \times W) \times 100}{N \times 8}$   
 $\Sigma (N \times W) = \text{sums of } (N \times W) = (A1 \times 8) + (A2 \times 7) + (B1 \times 6) + (B2 \times 5) + (C1 \times 4) + (C2 \times 3) + (D1 \times 2) + (D2 \times 1) + (E \times 0)$





6. **Overall Result of all Sainik Schools : AISSCE (Class XII) Academic Year 2021-22 Percentage & Distinctions (Boarders).**


Ser No	Name of Sainik School	Pass %age	75% and above	60-74.9%	%age subject wise distinctions					Total of f+g+h+j+k=l	Points c+2d+e+l
					English	Maths	Physics	Chemistry	Bio/Comp		
(a)	(b)	(c)	(d)	(e)	(f)	(g)	(h)	(j)	(k)	(l)	(m)
1	Nagrota	100	43.08	52.31	81.54	35.38	41.54	55.38	49.23	263.07	501.54


7. **Overall Result of All Sainik Schools : AISSCE (Class XII) 2021-22 Percentage & Distinctions (Boarders + Day Scholars)**

Ser No	Name of Sainik School	Pass %age	75% and above	60-74.9%	%age subject wise distinctions					Total of f+g+h+j+k=l	points c+2d+e+l
					English	Maths	Physics	Chemistry	Bio/Comp		
(a)	(b)	(c)	(d)	(e)	(f)	(g)	(h)	(j)	(k)	(l)	(m)
1	Nagrota	100	41.79	50.75	80.60	34.33	40.30	53.73	47.76	256.72	491.05

8. **Highest Scorers in Individual Subjects**

Ser No	Subject	CBSE Roll No	Cadet No	Cadet Name	Marks Obtained	Remarks
(a)	English	13620731	4231	Sumit Chadgal	95	
(b)	Mathematics	13620731	4231	Sumit Chadgal	96	
(c)	Physics	13620731	4231	Sumit Chadgal	97	
(d)	Chemistry	13620706	3962	Chamanpreet Jassal	99	
(e)	Biology	13620731	4231	Sumit Chadgal	96	



  
(AK Desai)  
Capt (IN)  
Principal

**RESULT ANALYSIS OF ALL INDIA SENIOR SCHOOL CERTIFICATE EXAMINATION: 2022-23  
IN RESPECT OF SS NAGROTA**

1. The summary of the revised result of All India Senior School Certificate Examination, (Class XII) held in Feb-Apr 2023 (Class XII) in respect of this school is given below: -

SI No	Particulars	Boarders	Day Scholars	Total
(a)	No. of students appeared	66	03	69
(b)	No. of students passed	66	03	69
(c)	Pass Percentage	100%	100%	100%
(d)	No. of students failed	NIL	NIL	NIL
(e)	No. of students placed in compartment	NIL	NIL	NIL
(f)	No. of students secured 90% & above Marks	01	01	02
(g)	No. of students secured marks between 75 to 90%	28	01	29
(h)	No. of students secured marks between 60 to 74.9%	32	01	33
(j)	No. of students secured marks between 50 to 59.9%	05	00	05
(k)	No. of students secured marks between 33 to 49.9%	00	00	00
(l)	Subject-wise distinctions (75% & above)			
	English	44	03	47
	Mathematics	14	02	16
	Physics	35	02	37
	Chemistry	33	02	35
	Biology	07	01	08
	Computer Science	20	01	21

2. **Overall Result (Boarders)**

S No	School Name	Pass %age	75% and above in %age	60-74.9% in %age	%age Subject Wise Distinctions					Total of f+g+h+j+k=l	Points c+2d+e+l
					Eng	Maths	Phy	Chem	Bio/Comp		
(a)	(b)	(c)	(d)	(e)	(f)	(g)	(h)	(j)	(k)	(l)	(m)
1.	SS Nagrota	100	43.94	48.49	66.67	21.21	53.03	50	40.91	231.82	468.18

3. **Overall Result (Boarders and Day Scholars) (Same as above)**

S No	School Name	Pass %age	75% and above	60-74.9%	%age Subject Wise Distinctions					Total of f+g+h+j+k=l	Points c+2d+e+l
					Eng	Maths	Phy	Chem	Bio/Comp		
(a)	(b)	(c)	(d)	(e)	(f)	(g)	(h)	(j)	(k)	(l)	(m)
1.	SS Nagrota	100	44.93	47.83	68.12	23.19	53.62	50.72	42.03	237.68	475.37

04. **Subject wise Analysis Marks (Boarders)**

Subject	No. App.	75% & above	60% - 74.99%	45%- 59.99%	33%- 44.99%	Below 33%*	Subject average
English	66	44	19	3	0	0	77.56%
Mathematics	66	14	19	32	1	0	63.02%
Physics	66	35	30	01	0	0	75.94%
Chemistry	66	33	27	6	0	0	75.73%
Biology	34	7	19	8	0	0	66.53%
Computer	32	20	12	0	0	0	78.47%

05. **Subject wise Analysis Marks (Boarders + Day Scholars)**

Subject	No. App.	75% & above	60% - 74.99%	45%- 59.99%	33%- 44.99%	Below 33%*	Subject average
English	69	47	19	3	0	0	78.12%
Mathematics	69	16	19	33	1	0	63.62%
Physics	69	37	31	1	0	0	76.32%
Chemistry	69	35	27	7	0	0	75.86%
Biology	36	8	19	9	0	0	67.67%
Computer	33	21	12	0	0	0	78.82%

06. **Subject wise Grades (Boarders)**

Subject	A1	A2	B1	B2	C1	C2	D1	D2	E	No. app(N)	Nx W	NxW/N	PI
English	5	9	19	9	10	8	5	1	0	66	337	5.11	63.88
Mathematics	3	11	9	10	11	15	3	4	0	66	304	4.61	57.63
Physics	9	20	18	10	3	6	0	0	0	66	400	6.06	75.75
Chemistry	16	10	11	10	8	7	3	1	0	66	374	5.67	70.88
Biology	0	4	1	8	3	10	4	4	0	34	128	3.76	47.00
Computer	0	6	7	7	6	5	1	0	0	32	160	5.00	62.50
												Total	377.64

**Note:-** Performance Index (PI) =  $NxW/N \times 100 / 8$   
 $NxW = A1 \times 8 + A2 \times 7 + B1 \times 6 + B2 \times 5 + C1 \times 4 + C2 \times 3 + D1 \times 2 + D2 \times 1 + Ex0$

**Subject wise Grades(Including Day Scholar)**

Subject	A1	A2	B1	B2	C1	C2	D1	D2	E	No. app(N)	Nx W	NxW/N	PI
English	6	11	19	9	10	8	5	1	0	69	359	5.20	65.04
Mathematics	4	12	9	10	12	15	3	4	0	69	323	4.68	58.51
Physics	11	20	18	11	3	6	0	0	0	69	421	6.10	76.27
Chemistry	17	11	11	10	8	7	4	1	0	69	391	5.67	70.83
Biology	0	4	2	8	3	10	5	4	0	36	136	3.78	47.22
Computer	0	7	7	7	6	5	1	0	0	33	167	5.06	63.26
<b>Total</b>												<b>381.13</b>	

**Note:-** Performance Index (PI) =  $NxW/N \times 100 / 8$   
 $NxW = A1 \times 8 + A2 \times 7 + B1 \times 6 + B2 \times 5 + C1 \times 4 + C2 \times 3 + D1 \times 2 + D2 \times 1 + E \times 0$

07. **Top Scorers**(a) **Highest Scorer (three)**

Sl No	CBSE No	Name	Marks
1	13625006	AYUSH KUMAR JAISWAL	467/500
2	13625017	AJITESH GUPTA	458/500
3	13625000	VARUN KUMAR	448/500

08. **Highest Scorer in each Subject**

CBSE Roll No	Name of Candidate	Subject	Marks
13625017	AJITESH GUPTA	ENGLISH	96
13624997	HARSHDEEP SINGH	MATHEMATICS	95
13625006	AYUSH KUMAR JAISWAL	PHYSICS	95
13625000	VARUN KUMAR		
13625041	NEERAJ SINGH		
13624983	RAGHUPAL SINGH	BIOLOGY	87
13624981	MOHD RIZWAN		
13625006	AYUSH KUMAR JAISWAL	CHEMISTRY	95
13625000	VARUN KUMAR		
13625017	AJITESH GUPTA		
13625037	TANISH GUJRAL		
13624983	RAGHUPAL SINGH		
13625010	UTKARSH PANDEY		
13625007	MANVENDRA SINGH PATEL		
13624978	UDAY MOTTAN	COMPUTER SCIENCE	93